





PREFABRICATED CANOPY NOTES

The Prefabricated Canopy Manufacturer Shall Be Responsible For The Proper Design & Engineering Required For The Construction And Installation Of The Canopies. The Canopy Manufacturer Shall Provide Fully Engineered Connection Details Sealed And Signed By A Structural Engineer Licensed And In Good Standing In The State That The Project Is Located. The Design Documents Shall Indicate The Existing Conditions Accurately And Be Submitted To The Building Official, Architect, And Owner Prior To Starting Of Any Construction.

Exterior Finish Notes

- PAINT ALL EXPOSED GAS PIPE, ROOF ACCESS LADDER, ETC. TO MATCH ADJACENT EXTERIOR WALL SURFACE. DO NOT PAINT ELECTRIC OR GAS SERVICE EQUIPMENT.
- ALUMINUM STOREFRONT TO BE DARK BRONZE.
- ALL GLAZING TO BE 1" INSULATED GLAZING.
- BASIS OF DESIGN FOR THE EIFS WALL SYSTEM IS DRYVIT OUTSULATION PLUS MD. EIFS WALL SYSTEM IS 1 1/2" THICK UNLESS NOTED OTHERWISE. INSTALL EIFS PRODUCT IN STRICT ACCORDANCE WITH MANUFACTURER'S SPECIFICATIONS AND DETAILS.
- SIGNAGE IS SHOWN FOR REFERENCE ONLY. FINAL SIZE, LOCATION AND QUANTITY TO BE DETERMINED BY SIGNAGE VENDOR. SIGNAGE VENDOR SHALL PERMIT ALL SIGNS UNDER SEPARATE COVER.
- REFER TO ELECTRICAL DRAWINGS FOR EXTERIOR LIGHTING SPECIFICATIONS.
- ALL WALL MOUNTED LIGHT FIXTURES TO BE SET IN CONTINUOUS BED OF CAULK AND THEN SHALL BE SEALED TO WALL WITH SEPARATE BEAD OF CAULK. CAULK TO MATCH ADJACENT SURFACE.
- PAINT EIFS WALL BEHIND ACCENT BAND RED. EXPOSED EIFS EDGE BELOW ACCENT BAND TO MATCH METAL.
- THRU-WALL FLASHING SHALL BE PRE-FINISHED TO MATCH STOREFRONT (DARK BRONZE).

Paint Legend

-  PAINT COLOR #1
Sherwin Williams To Match Dryvit #310 "China White".
Satin Finish, Prepare And Prime As Required.
-  PAINT COLOR #2
Sherwin Williams #2808 "Rookwood Dark Brown". Satin Finish. Prepare & Prime As Required.
-  PAINT COLOR #3
Sherwin Williams #6869 "Stop". Satin Finish. Prepare & Prime As Required.
-  PAINT COLOR #4
Sherwin Williams #7024 "Functional Gray". Satin Finish. Prepare & Prime As Required.

Signage Notes

- All Signage Work Shall Be Performed Under A Separate Permit.
- Signage Vendor To Verify Local Signage Ordinances Or Restrictions With Owner Prior To Starting Work.
- Contractor To Provide New Plywood Backing And Support Blocking As Required For Mounting Of Signage. Coordinate Installation With Signage Vendor And Owner's Construction Manager.

General Notes

- The Contractor Shall Not Perform Any Structural Demolition Prior To Field Verification From The Structural Engineer.
- These Drawings Represent An Approximation Of Exist. Conditions. The Contractor Shall Notify The Architect Of Any Discrepancies Immediately Upon Uncovering Of The Existing Structural Conditions.
- All Exterior Surfaces Shall Be Cleaned, Patched, Repaired As Required And Prepared To Receive New Paint Per Drawings And Utilizing Arby's Paint Specifications.
- The Contractor Shall Provide Blocking For Signage As Directed By Suppliers.
- The Contractor Shall Provide All Flashing, Assemblies, Details, Etc.
- Verify And Maintain All Existing Roof Drain/Downspout Assemblies.
- The Contractor Shall Provide All Necessary Details As Required By The EIFS Manufacturer In Order To Maintain The Warranty. Provide All Backer Rods, Sealant Locations, Flashing Minimum Coverages, Etc.
- Provide Dryvit EIFS System Or Approved Equal System To Have A Water Management System With Appropriate Details. The EIFS Application Shall Be Installed Over A Water-Resistive Barrier Complying w/ASTM E2310, With A Means Of Draining Moisture To The Exterior. Provide Submittal With Proposed System And Details Indicated. All EIFS Work Shall Be Performed Per Manufacturers Requirements To Maintain Warranty.
- The Contractor Shall Review All New EIFS, Paint & Coping Cap Colors And Their Locations With The Owners Construction Manager Prior To Proceeding With The Work.
- Exterior Light Fixtures That Protrude 4" Or More From The Wall Surface At The Base Of The Wall Shall Be Mounted 1" High Or Have The Walking Surface Below Restricted To Prevent Non-Compliance With ADA Protruding Objects Requirements.

Exterior Paint Specifications - Inspire

PAINT COLOR #1	Substrate(s)	Sherwin Williams (SW) Product	Remarks	PAINT COLOR #3	Substrate(s)	Sherwin Williams (SW) Product	Remarks
PAINT COLOR #1 Sherwin Williams To Match Dryvit #310 "China White"	E.I.F.S. (Dryvit), stucco; concrete block, cementitious material, Hardi-Panel	Primer: Loxon Acrylic Concrete & Masonry Primer / Sealer, LX02W0050* Finish: A100 Acrylic Satin, A82W51 Option: Loxon Self Cleaning Acrylic, Flat, LX13 Series	Use at least two coats of finish. Primer tinted to SW P1.	PAINT COLOR #3 SW #6869, "Stop"	E.I.F.S. (Dryvit), stucco; concrete block, cementitious material, Hardi-Panel	Primer: Loxon Acrylic Concrete & Masonry Primer / Sealer, LX02W0050* Finish: Pro Industrial DTM Acrylic Gloss, B66-1050 Series NOTE: Apply SherClear 1K Acrylic Clear Coat for additional UV protection, B66C Series	Use at least two coats of finish. May require 3-4 coats to get proper coverage. Primer tinted to SW P1.
	Prefinished metal or factory primed	Primer: Bond-Plex Waterbased Acrylic Coating, B71-200 Finish: Pro Industrial DTM Acrylic EgShel, B66-1250 Series			Prefinished metal or factory primed; Kynar-finished roof or metal storefront	Primer: Bond-Plex Waterbased Acrylic Coating, B71-200 Finish: Pro Industrial DTM Acrylic Gloss, B66-1050 Series NOTE: Apply SherClear 1K Acrylic Clear Coat for additional UV protection, B66C Series	
	Wood	Primer: A-100 Exterior Latex Primer B42W08041 Finish: A100 Acrylic Satin, A82W51			Wood	Primer: A-100 Exterior Latex Primer B42W08041 Finish: Pro Industrial DTM Acrylic Gloss, B66-1050 Series NOTE: Apply SherClear 1K Acrylic Clear Coat for additional UV protection, B66C Series	
PAINT COLOR #2 SW #2808, "Rookwood Dark Brown"	E.I.F.S. (Dryvit), stucco; concrete block, cementitious material, Hardi-Panel	Primer: Loxon Acrylic Concrete & Masonry Primer / Sealer, LX02W0050* Finish: A100 Exterior Acrylic Satin, A82W51 Series Option: Loxon Self Cleaning, Flat, LX13 Series	Use at least two coats of finish. Primer tinted to SW P2.	PAINT COLOR #4 SW #7024, "Functional Gray"	E.I.F.S. (Dryvit), stucco; concrete block, cementitious material, Hardi-Panel	Primer: Loxon Acrylic Concrete & Masonry Primer / Sealer, LX02W0050* Finish: A100 Exterior Acrylic Satin, A82W51 Series Option: Loxon Self Cleaning, Flat, LX13 Series	Use at least two coats of finish.
	Prefinished metal or factory primed	Primer: Bond-Plex Waterbased Acrylic Coating, B71-200 Finish: Pro Industrial DTM Acrylic EgShel, B66-1250 Series			Prefinished aluminum; aluminum storefront; galvanized	Primer: Bond-Plex Waterbased Acrylic Coating, B71-200 Finish: Pro Industrial DTM Acrylic Gloss, B66-1050 Series NOTE: Apply SherClear 1K Acrylic Clear Coat for additional UV protection, B66C Series	
	Wood	Primer: Exterior Latex Wood Primer B24W08041 Finish: A100 Acrylic Satin, A82W51 Series			Wood	Primer: Loxon Acrylic Concrete & Masonry Primer / Sealer, LX02W0050* Finish: A100 Exterior Acrylic Satin, A82W51 Series Option: Loxon Self Cleaning, Flat, LX13 Series	

*Loxon Masonry Conditioner, Guide Coat White, LX03W0100 May also be used on cementitious surfaces.