

GLOWSPOT ECLIPSE 750IP



Optical system

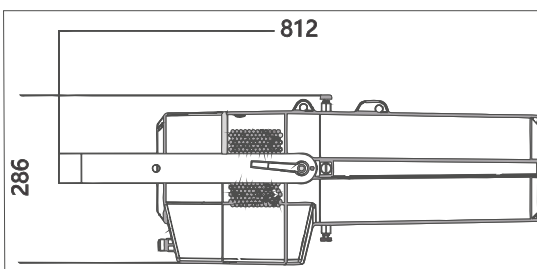
- Light source: 250W LED
- Angle: 15°-30°
- CCT : 3200K, 5600K
- CRI : >90Ra
- CQS : >90

Electrical Specs

- Voltage: 100-240VAC, 50/60Hz
- Max. power: 240W
- Drive Current: 3.5A
- Power Connection: Power in and out, DMX in/out
- DMX XLR: DMX IN/OUT

Appearance

- Size : 648x344x273mm
- Weight : 15Kg
- Casing : Die-cast aluminum
- Color : Black



Control System

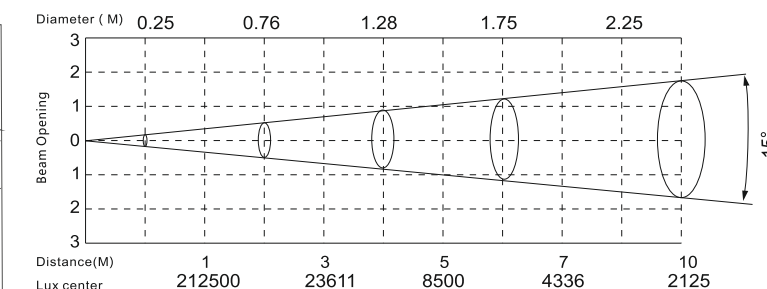
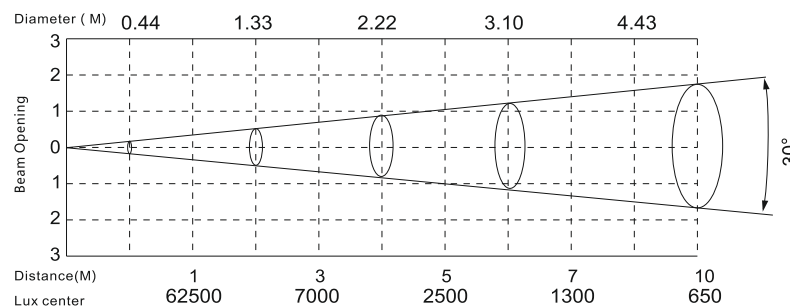
- Dimmer: 0-100% 16Bit
- Cooling: Forced Convection
- Control: DMX512, RDM
- Display: On board Control, 0-25Hz Strobe
- Con Personality: SIMPLE(5CHS), MODE 16BIT (8CHS)

Work Environment

- Ambient Temp: 20°-45° C
- IP Rated: Ip65

Certification

- CE. MET



IP65